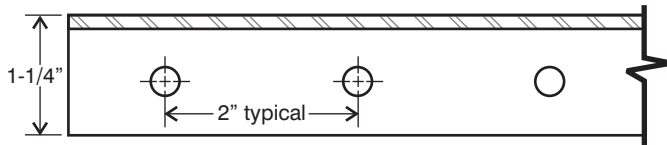


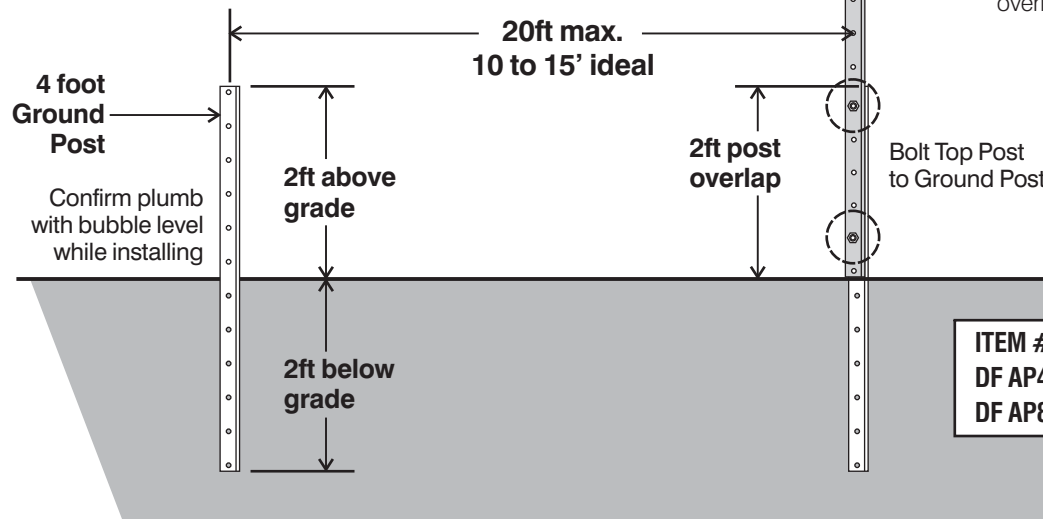
Black steel angle posts - 1/2 scale



Steel angle posts with 11 GA (0.12") flanges at 90° angles. Black in color. 80K tensile strength and 50K yield strength. 5/16" dia. holes (0.312"), 2" o.c., along one side of angle. Use hardware supplied to join posts together.

1. Drive Ground Post

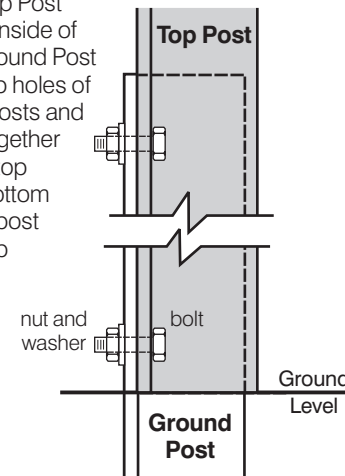
Drive 4 ft Ground Post 2ft into the ground. Check plumb with a bubble level while driving post. A straight Ground Post will ensure a straight Top Post.



2. Bolt Top Post to Ground Post

Use supplied hardware to bolt the 8 foot high Top Post to the Ground Post. Repeat at each post location.

The Top Post nests inside of the Ground Post. Line up holes of both posts and bolt together at the top and bottom of the post overlap.



ITEM # = Basic Description
DF AP4 = 4' Ground Post and hardware
DF AP8 = 8' Top Post

Drawing For:

Deer Blocker Deer Fence
 EZ-Set Post System - basic
 installation instructions

Description:

Support posts for Deer
 Blocker Deer Fencing
 system

Recommended Items:

DF AP4, DF AP8 and
 included hardware

Acceptable Material:

Posts: black, 11 ga. 50K
 steel 1-1/4 x1-1/4 angles,
 offset holes along one side.

Hardware: zinc plated 5/16
 bolt, nut and washer.

Drawn By:

George Winthurst
 Planning Department
 Nixalite of America Inc

Questions?:

Call, fax or e-mail your
 questions to Nixalite at:

Nixalite of America Inc

Ph: 309.755.8771

Fax: 309.755.0077

Email: sales@nixalite.com



Nixalite[®] of America Inc.
 1025 16th Avenue East Moline, IL. 61244
 Experts In Architectural Bird Control Since 1950

WARNING: Duplication, removal or
 unauthorized use of these drawings is
 prohibited. These prints are the exclusive
 property of **Nixalite[®] of America Inc.**

Copyright© 2009 by
 Nixalite[®] of America Inc. All rights reserved.
 Nixalite[®] is a registered trademark
 of Nixalite[®] of America Inc.
 Printed with pride in the USA.