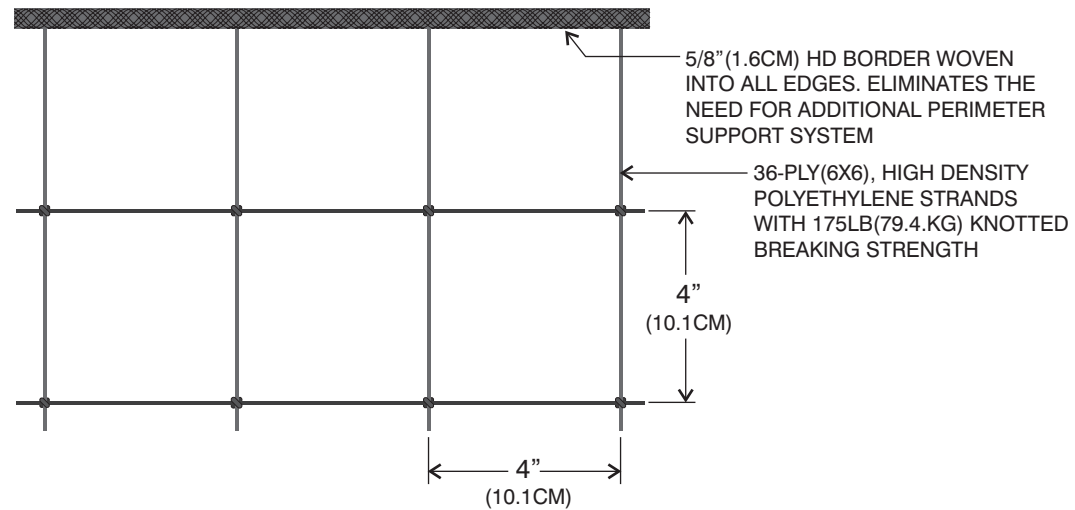


# NIXALITE® DEER BLOCKER DEER FENCING

DUE TO RAPID DEVELOPMENT OF THEIR NATURAL HABITAT, WILD DEER ARE FORCED FARTHER INTO THE URBAN ENVIRONMENT, LEADING TO UNWELCOME PROBLEMS. DEER BLOCKER DEER FENCING PROTECTS YOUR PROPERTY AND GROUNDS FROM WILD DEER.



## NIXALITE® DEER BLOCKER DEER FENCING

PARTIAL VIEW - SCALE: 3" = 1'0"

## GENERAL NOTES:

1. DEER BLOCKER DEER FENCING TO BE MADE OF 36-PLY, UV STABILIZED, HIGH DENSITY POLYETHYLENE (HDPE). ABRASION AND FLAME RESISTANT.
2. 36-PLY STRANDS HAVE A KNOTTED BREAKING STRENGTH OF 175LBS(79.4KG). 4"(10.1CM) SQUARE MESH IS DISCREET. NEARLY INVISIBLE FROM A SHORT DISTANCE.
3. ALL DEER BLOCKER FENCE IS A FULL 8FT HIGH AND IS AVAILABLE IN 100FT(30.5M) AND 300FT(91.5M) LENGTHS.
4. DEER BLOCKER IS AN ECONOMICAL, LIGHTER AND EASIER TO INSTALL ALTERNATIVE TO METAL FENCING.
5. FASTEN DEER BLOCKER TO THE E-Z SET FENCE POSTS OR THE PREMIUM FENCE POSTS FROM NIXALITE.
6. FINISH INSTALLATIONS WITH GROUND STAKES, GROUND ANCHORS, REPELLER RIBBON AND NET TIES. SEE DETAILS.
7. 3-PART SPECS IN PDF/DOC/TXT:  
[www.nixalite.com/architectinfocenter.aspx](http://www.nixalite.com/architectinfocenter.aspx)
8. FOR MORE INFO ON K-NET GO TO:  
[www.nixalite.com/deerfencing.aspx](http://www.nixalite.com/deerfencing.aspx)  
OR CONTACT NIXALITE AT 800.624.1189

## DEER BLOCKER DEER FENCING SYSTEMS

A DEER BLOCKER FENCE ENCLOSURE PROVIDES A HUMANE AND DISCREET BARRIER THAT KEEPS DEER OUT OF SENSITIVE AREAS WITHOUT RELYING ON CHEMICALS OR ELECTRICITY. EXCELLENT ALTERNATIVE TO METAL FENCING COST AND COMPLEXITY.

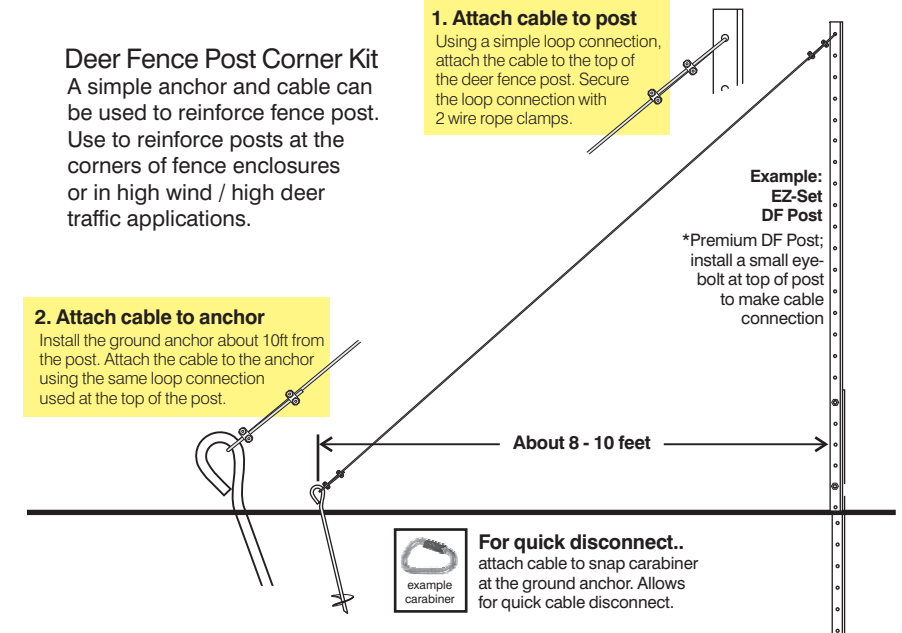
### DEER BLOCKER DETAILS

**Deer Fence Post Corner Kit**  
A simple anchor and cable can be used to reinforce fence post. Use to reinforce posts at the corners of fence enclosures or in high wind / high deer traffic applications.

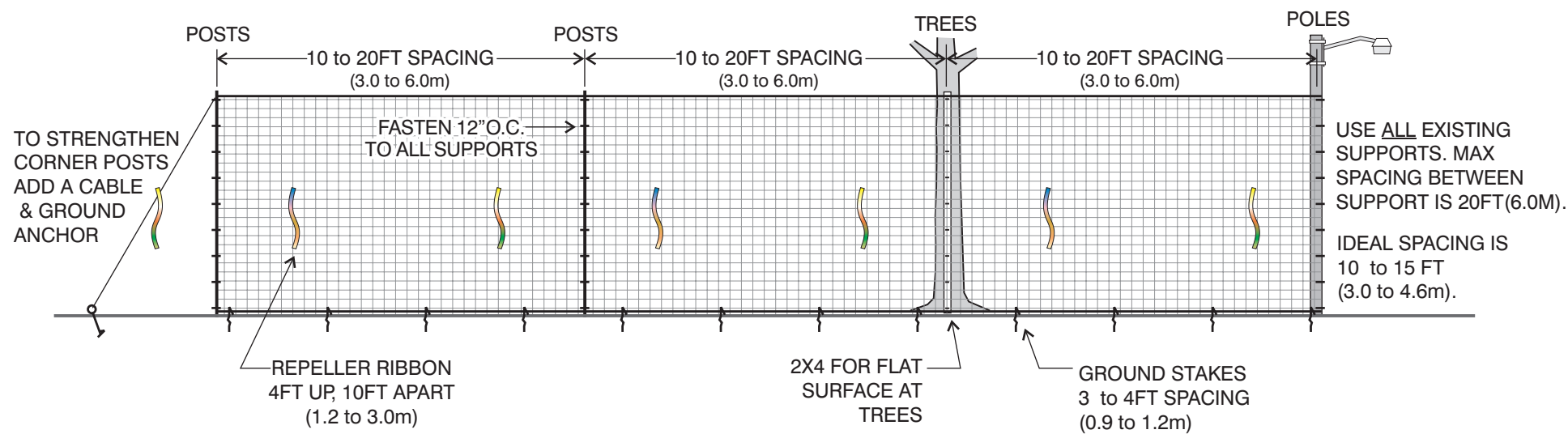
**1. Attach cable to post**  
Using a simple loop connection, attach the cable to the top of the deer fence post. Secure the loop connection with 2 wire rope clamps.

**2. Attach cable to anchor**

Install the ground anchor about 10ft from the post. Attach the cable to the anchor using the same loop connection used at the top of the post.



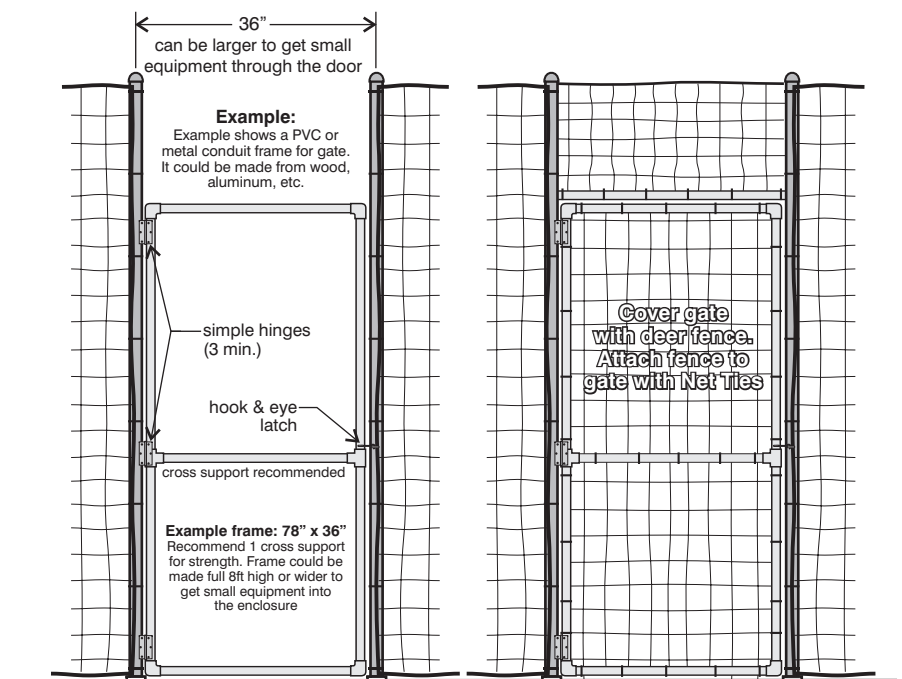
**For quick disconnect..**  
attach cable to snap carabiner at the ground anchor. Allows for quick cable disconnect.



### TYPICAL DEER BLOCKER FENCING RUN

ELEVATION - SCALE: NOT TO SCALE

### WALK-THROUGH GATE EXAMPLE



**NIXALITE® OF AMERICA INC**  
1025 16th Avenue, East Moline, IL 61244  
P 800.624.1189 WEB [www.nixalite.com](http://www.nixalite.com)  
F 800.624.1196 EMAIL [sales@nixalite.com](mailto:sales@nixalite.com)

Copyright© 2010 by Nixalite® of America Inc, East Moline, IL 61244 - All rights reserved.  
Nixalite® is a fully registered trademark of Nixalite® of America Inc.

PLANNING AND ESTIMATING - PLANNING AND ESTIMATING - PLANNING AND ESTIMATING - PLANNING AND ESTIMATING - PLANNING AND ESTIMATING